

COOL BREEZE

The truth behind Australia's 'Cool Breeze'



EVAPORATIVE AIR CONDITIONING



WHO IS COOL BREEZE?

Cool Breeze is a brand of AirGroup Australia, one of Australia's largest manufacturers of evaporative air conditioners and global exporter of advanced technology evaporative air conditioners.

Cool Breeze evaporative air conditioners are world class products, with exceptionally high reliability, low maintenance and high performance. Capital and running costs are low.

Their effectiveness has been proven over 15 years in extreme conditions, including high-temperatures, sub-tropical and coastal environments.

AirGroup's Cool Breeze dealer network now includes over 150 outlets in Australia and a continually expanding export market.

Rapid expansion of the Australian and overseas network has been made possible by delivery of consistently high product quality, industry-leading innovation in design and excellent back-up service to distributors.

ENJOY THE NATURAL FRESHNESS OF A COOL BREEZE

Most of Australia is blessed with a climate that is ideal for evaporative air conditioning. Cool Breeze evaporative air conditioning is the natural, healthy way to cool your home.

Unlike refrigerated air conditioning systems where air is dried, chilled and re-circulated, a Cool Breeze evaporative system uses the natural element of water to cool the air which is never re-circulated, as stale air is continually expelled through open doors and windows.

Cool Breeze evaporative air conditioning is environmentally friendly as it uses no CFC's and very little power!

HOW EVAPORATIVE AIRCONDITIONING WORKS LOWERS EFFECTIVE TEMPERATURE

This is the temperature that people feel as a direct result of air movement over the body. Effective temperature should not be confused with the actual temperature as read from an ordinary thermometer on a hot day. When sensing a breeze we feel cooler, even though the air stream produced by the breeze is the same temperature as the air. The cooling effect of air in motion is due to increased skin surface evaporation. Heat is removed from the body so you feel cooler. This effective temperature drop can be from 2 to 4 degrees below the still air temperature.

LOWERS ACTUAL TEMPERATURE

Warm air is drawn through wetted filter pads. The outside air temperature is lowered by the evaporative process and the cool air is directed into your home.

The cooling effect to your home will depend on the efficiency of the air conditioning system, the number of air changes produced by the fan and the prevailing temperature and humidity conditions on the day. Your dealer will be able to provide you with information on the temperature reduction that should be expected in your area. A system can be sized and designed to offer the best summer relief.

REDUCES RADIATED HEAT TO OCCUPANTS

In your home, under normal temperature conditions, heat is radiated from the human body to surrounding walls and ceilings. However, as the temperature approaches 34 – 35°C, this heat is radiated back to the human body. Evaporative air conditioning prevents this by absorbing heat from the walls and ceilings with a constant flow of cool air - which ensures that people occupying your home can radiate heat at a faster rate and therefore remain much cooler.

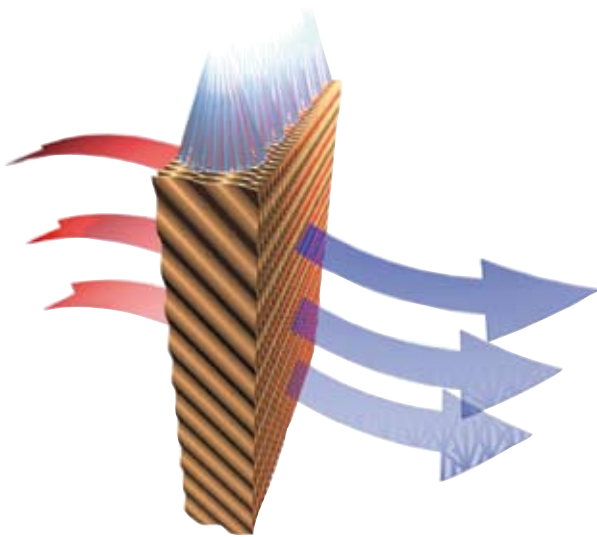


100% FRESH AIR

With evaporative air conditioning there is a continuous flow of air into your home. Fresh and cool, this airflow continually forces out stale air, which is never re-circulated.

FILTERS OUTSIDE AIR

Outside air often contains dust, pollen and pollutants. Evaporative air conditioning prevents these substances from entering your home by filtering outside air through wet filter pads, flushing all airborne material from the air. Great for allergy sufferers.



NATURAL AIR CONDITIONING AT WORK

Have all the comforts of air conditioning at your fingertips, enjoy cool 100% filtered air all summer.





THE POWER OF A COOL BREEZE

RATED PERFORMANCE –COMPARE OUR KILOWATTS

All Cool Breeze systems have been tested and performance rated. The amount of cooling produced by an evaporative air conditioner is largely dependant on the following factors:

- Fan air flow
- Volume of Filter Cooling Pads
- An Efficient Water Management System
- Overall System Design

Compare our larger filter cooling pads, superior fan performance and higher capacity motors. Cool Breeze systems have one of the highest ratios of air flow and filter cooling pads per square metre of floor area to be cooled, of any system on the market today.



THE INSIDE OF A COOL BREEZE HERITAGE SYSTEM

ELECTRONIC CONTROL

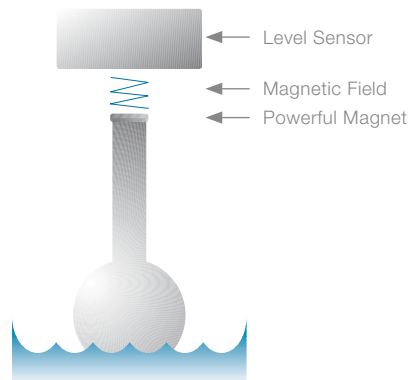
Like all modern appliances a Cool Breeze air conditioner utilises the latest in electronic control systems - providing years of trouble free service.



*The Natural Alternative
for you and your family to
stay cool and comfortable.*

MAGNA-SENSOR • SO SIMPLE – SO RELIABLE

The end of periodic water level adjustment. All Cool Breeze systems have our very own automatic water level adjustment system. Accurate to within 1mm, no more sticky ball floats or rubber washers to wear. No more electronic probes to become corroded. Our MAGNA-SENSOR is guaranteed never to require adjustment. The simplicity and accuracy of the MAGNA-SENSOR uses magnetic field technology to measure and regulate water flow and levels in the base.



VERY LOW ELECTRICITY COSTS FROM 50¢ PER DAY*

Our efficient design means minimum energy loss and maximum air output per kilowatt of energy consumed. The Cool Breeze direct drive fan and motor ensures low energy consumption.

*Based on a model D095 operating for 8 hours at \$0.14 kw per Hour

DURABLE POLYMER CONSTRUCTION



Manufactured by BASF, Luran-S is a premium grade and exceptionally tough polymer, specifically designed to withstand the most trying environmental conditions. This has been proven by numerous tests in the extreme deserts of Australia and the United States.

It's integral strength, resistance and durability to weathering, including UV degradation is unmatched by any other casing material. There is absolutely no corrosion that is common in metal casings.

SUPERIOR COOL BREEZE FAN DESIGN



Our powerful fan ensures maximum air flow with minimum noise. Our larger systems are fitted with our "powerflow" fan. Note the "golf ball" like dimpled surface to reduce noise and increase efficiency.

One of the quietest systems in Australia - our testing confirms this. An efficient design coupled with the noise absorbing polymer construction and our advanced fan technology including the unique position of the fan all combine to make our Cool Breeze air conditioner the benchmark in our industry.



LOWER MAINTENANCE

Reduced maintenance means lower costs. Always ready to cool your family when required.

WATER MANAGER

All Cool Breeze systems have a water management system installed as standard.

We believe that an Auto drain and Clean Water System is a vital and necessary part of every air conditioning system, unlike some of our competitors who offer it as an optional extra.

CLEAN AND DRY TANK

When your system is switched off, all water is drained from the tank.

At the end of the day, the filter pads are automatically flushed with clean fresh water to help keep them free from mineral deposits.



USES LESS WATER

Unlike bleed-off systems which continually drain water in order to maintain water purity, the Cool Breeze Water Manager effectively minimises water usage by only diluting and replacing the water in the base when necessary. This periodic cycle is fully adjustable for various water qualities.

COOLER AIR

Cleaner pads and cleaner water means higher saturation and increased efficiency.

SIMPLY BETTER CONTROL

CONTROLLER OPTIONS

Like everything else the Cool Breeze controllers are designed with you in mind, easy to operate, attractive and feature packed.



QA SERIES



QM SERIES

	QA SERIES	QM SERIES
Touch Pad	✓	✓
LED Display	✓	✓
10 Speed Fan		✓
100 Speed Fan	✓	
Variable Speed Fan	✓	✓
Auto Temp Mode	✓	
Auto Timer Mode	✓	
Cool/Fan Only Mode	✓	✓
Exhaust Mode	✓	✓
Sleep Timer	✓	
Pre-Cool Wash Cycle	✓	✓
5hr Water Change	✓	✓
Adjustable Water	✓	✓
After-Use Auto Drain	✓	✓
End of Day Rinse Cycle	✓	✓
Pump On/Off	✓	

Cool Breeze systems have always been designed and manufactured to be the best in quality, efficiency and performance. The introduction of the improved Cool Breeze Heritage range and the all new Cool Breeze Cascade series continues that tradition.

COOL BREEZE HERITAGE OR CASCADE

WHICH STYLE DO YOU PREFER?

Both systems offer the same Cool Breeze smart features, performance and reliability.

The classic good looks of our low profile Heritage system suits all applications and compliments any roof line.

The new stylish Cascade has an extra low profile. The base follows the roof line, allowing the system to blend in with your surroundings.

A full colour range ensures that you will find one to compliment your roof colour.



Beige



Rivergum



Mid Red



Slate Grey



Ebony

(Unit colours may vary from samples.)



CLASSIC HERITAGE



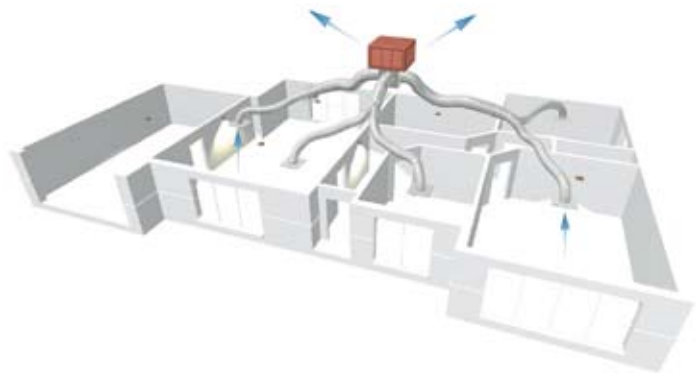
STYLISH CASCADE

EXHAUST MODE

ONLY WITH COOL BREEZE

Use your Cool Breeze system 365 days of the year - even in winter. Freshen your home without the need to open windows to the cold outside air.

At the touch of a button, every outlet of your Cool Breeze system is transformed into a powerful extraction fan - clearing your entire home from stale air and unwanted odours.




FOUR SEASONS WEATHER SEAL (OPTIONAL)

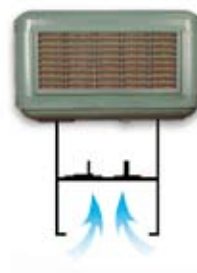
Automatically seals off airflow to and from your home when the air conditioning system is not operating.

Prevents cold drafts entering your home as well as heat loss in winter through the ducting and air conditioning system.


Cool Breeze systems have always been designed and manufactured to be the best in quality, efficiency and performance. The introduction of the improved Cool Breeze Heritage range and the all new Cool Breeze Cascade series continues that tradition.



Weather Seal open allows cool air into your home when air conditioner is in use.



Weather Seal in Exhaust Mode



Weather Seal closed

BUSHFIRE SAFETY MODE (QA CONTROLLER ONLY)

During times of possible ember attack from an adjacent bush fire it is recommended that the fan is turned off and the pump to be left running to keep the cooling pads saturated.

The exclusive Cool Breeze electronic QA wall controller is one of the very few wall controllers that also feature's a unique "PUMP ONLY" mode that operates the pump without the fan running.

Further details are available from your dealer.

9 GREAT REASONS TO CHOOSE COOL BREEZE

1. BREATHE FRESH

Cool Breeze evaporative air conditioning introduces fresh air into your home.

Typically the air is replaced 35 times per hour.

Unlike refrigerated systems which repeatedly recycle the same air, hour after hour.

2. LIVE FREE

With Cool Breeze, you can open your windows and doors - out to the patio, for example, if you are having a barbecue.

That's because Cool Breeze is designed to blow cool air through your home and then exhaust it, carrying away the heat it has gathered from walls and ceilings.

With Cool Breeze you can live free and enjoy the Australian indoor-outdoor lifestyle.

3. BE HEALTHY

Cool Breeze cools your home the same way nature cools a rain forest - by blowing air across water so it evaporates, reduces temperature and refreshing the air.

Only with Cool Breeze the water is held in filter pads, so the process also removes dust and allergens.

You get a fresh, totally natural cool that feels like a cool breeze.

Refrigerated air conditioning, with its compressor systems, chemical coolants and repeated re-use of the same air, can feel stale and clammy.

Clean, constantly refreshed air, means Cool Breeze is naturally best for your family's health.

4. SAVE MONEY NOW

A Cool Breeze whole-of-home evaporative system costs less than half as much as a comparable refrigerated system.

That's thousands of dollars you can save right now, when you really need it.

5. SAVE MONEY FOREVER

Running costs for a Cool Breeze whole-of-home evaporative system are significantly less than half of a comparable refrigerated system.

6. SAVE OUR ENVIRONMENT

Cool Breeze systems are also better for our environment. Natural evaporative air conditioning uses less energy.



7. BETTER TECHNOLOGY FOR A BETTER COOL

Cool Breeze systems are built using superior, industry leading technology to give you better performance and longer life.

Key technology advantages include:

- Higher capacity, more energy efficient motors and fans with superior direct-drive technology.
- Industry best airflows (eg, model D255 output is 19,500m³/hr)
- Quieter operation.
- More Celdek filter material with enhanced saturation performance for greater cooling and filtering.
- Auto-clean Celdek filter pads with pre-cool washing, end-of-cycle rinse and daily flush with fresh water.*
- Totally automated, fail-safe water level adjustment using unique Magna-Sensor (accurate to one millimetre); guaranteed never to need adjustment.
- Auto tank drain using patented Counter Weight Drain Valve prolongs system life and prevents micro-organism build up. Water is drained and changed at every use.
- No ball valves to stick, no rubber washers to perish.
- Smart controllers that are easy to use and can be set to automatically cool the house before you get home.*
- Stronger, longer lasting casing made from BASF Luran-S Polymer, gives high wind resistance with reduced operating noise and is UV stable in even the most severe Australian conditions.

**Selected models.*

8. RELIABILITY

Cool Breeze systems have a fully-automated, self-regulated cleaning and water management system, so they are seasonal maintenance free and highly reliable.

Automated systems include auto-clean of Celdek filter pads with pre-cool washing, end-of-cycle rinse and daily flush with fresh water; unique Magna-Sensor water level adjustment and auto tank drain using the patented Counter Weight Drain Valve.

9. EXCLUSIVE WARRANTY

Only Cool Breeze gives you a five (5) year full parts and three (3) year labour warranty at no extra cost.

Other manufacturers warranties do not compare.

If anything tells you the truth about a manufacturer's confidence in their own product, it's their standard warranty - you decide.

COMPARE OUR FEATURES & PERFORMANCE SPECIFICATIONS

COOL BREEZE					OTHER BRANDS	
Model	kW*	Airflow* CMH/Litre-Sec	Motor Size W	Height	kW	Airflow
Heritage						
D095	7	7500/2100	600	490		
D125	9	10000/2800	600	580		
D160	11	12500/3500	750	580		
D195	13	15000/4200	1000	655		
D230	15	18000/5000	1000	770		
D255	17	19500/5400	1000	890		
Cascade						
C125	9	10000/2800	600	760		
C160	11	12500/3500	750	760		
C205	14.5	16000/4400	1000	880		
C240	16.5	18500/5100	1000	990		

It is the combination of the cooling kW's and airflow which will give you the best overall cooling efficiency.

COOL BREEZE	OTHER BRANDS
✓ 5 years Warranty five (5) years parts, three (3) years labour	<input type="checkbox"/> Yes <input type="checkbox"/> No
✓ Direct Axial Flow Fan System	<input type="checkbox"/> Yes <input type="checkbox"/> No
✓ Pre-start wash of pads	<input type="checkbox"/> Yes <input type="checkbox"/> No
✓ After use auto rinse cycle (except L series)	<input type="checkbox"/> Yes <input type="checkbox"/> No
✓ End of cycle auto drain	<input type="checkbox"/> Yes <input type="checkbox"/> No
✓ Adjustable Water Change	<input type="checkbox"/> Yes <input type="checkbox"/> No
✓ Counter Weight Drain valve (more reliable)	<input type="checkbox"/> Yes <input type="checkbox"/> No
✓ Exhaust mode	<input type="checkbox"/> Yes <input type="checkbox"/> No
✓ 11 litre sump (big water saver)	<input type="checkbox"/> Yes <input type="checkbox"/> No



3Years on Labour
3 years on all labour



5Years on Parts*
5 years on all working parts

* Excluding filter pads.



10Years Polymer Casing
10 years on polymer casing & a lifetime against corrosion

* Minimum KW capacities calculated according to AS2913-2000 under standardised conditions inlet dry bulb temp 38°, inlet wet bulb temp 21°, and comfort dry bulb temp 27.4°. Calculations based on air flow test as per CSIRO report 00/228 and Celdek saturation efficiency test as per CSIRO report 90/16m. An indicative airflow to compare systems rated under the old "air flow" and "air change" method of sizing. The old ratings which are no longer applicable, were based on "design" or nominal air flow output.

AirGroup Australia pursues a policy of continuous development and therefore reserves the right to make product changes without prior notice.

Evaporative air conditioning cooling performance diminishes during high humidity. Installation and commissioning to manufacturer specifications, industry standards and state regulatory laws is the responsibility of the installer.

Pictures for illustration purposes only. This brochure is intended to provide general information only. Always refer to your quotation for specific details of products.



DUCT & COMPONENTS

Quietflo

BUILD A BETTER SYSTEM

AIR CONDITIONING DUCTING

Fully tested to comply with Australian and International Standards AS 4254 and UL 181. These Standards test the fire rating, strength and durability.

OUTER SLEEVE

The aluminised coating is a highly reflective outer barrier which reflects light and heat away from the duct, thereby increasing the duct's insulation properties.



POLYESTER INSULATION

RO.6 25mm or R1.0 50mm

TOUGH INNER LINING

The heart of our duct is our exclusive Polyethylene inner lining. At 75 microns, it is almost three times thicker than the industry standard of around 25 microns for glued MYLAR duct.

Reinforced with spring steel BHP wire, our inner lining will always hold its shape, unlike some other duct that is manufactured using mild steel wire.

Superior acoustic qualities. Our duct has been tested to AS 1277-1983, and has been shown to absorb noise and reduce some sounds by as much as 75% when compared to standard duct.

	OCTAVE BAND CENTRE FREQUENCY (HZ)						
	63	125	150	1K	2K	4K	8K
Attenuation dB	35	37	29	22	26	30	24

EZYVENT CEILING DIFFUSER - EVAPORATIVE ABS POLYMER



- Fully adjustable for precise air direction.
- All blades move uniformly.
- All blades can be closed to seal outlet from air conditioning unit.
- Robust construction.
- Blades open into the room area to ensure the maximum and most even air distribution over the whole diffuser face.
- Easy clean gloss finish - resists dust.

AIR CONDITIONING PERFORMANCE CAN BE SUBSTANTIALLY IMPROVED WITH CORRECT DESIGN AND COMPONENT SELECTION.

HI-FLO DROPPER CHUTE

A REVOLUTION IN THE EVAPORATIVE AIR CONDITIONING INDUSTRY

DIRECT AIR FLOW MEANS LESS RESISTANCE

- Up to 15% increase in air flow.
- Less noise - Up to 7dba quieter.

Test results on an Axial Fan Evaporative Air Conditioning unit with a nominal capacity of 15000m3 hour

Flat bottomed standard dropper 14000 m3h 86
 Standard dropper with air splitter 15000 m3h 83
 Dropper Chute 17000 m3h 79


4 x 500mm Outlets	Air flow	Noise Level dbA
Flat bottomed standard dropper	14000 m3h	86
Standard dropper with air splitter	15000 m3h	83
Dropper Chute	17000 m3h	79



Uninterrupted air flow direct into system duct work.



A FREE FLOW SPLITTER DROPPER IS USED IN SITUATIONS WHERE A DROPPER CHUTE CANNOT BE INSTALLED.



SECURITY VENT / RELIEF VENT*

DOUBLE COOLING EFFECT - CREATES A COOL INSULATING BARRIER BETWEEN THE ROOF & CEILING.

For use in evaporative airconditioning systems to relieve air into the ceiling space and allow the system to be operated with doors and windows closed.

*Ensure that the Security Vent conforms with your airconditioning manufacturer's recommendations for relief air.



QUIETFLO 25 YEAR GUARANTEE*

ALL QUIETFLO COMPONENTRY IS FULLY GUARANTEED AGAINST MANUFACTURING DEFECTS.

Our warranty is limited to the repair or replacement and does not include costs associated with removal or re-installation.

EVAPORATIVE AIR CONDITIONING IS ENVIRONMENTALLY FRIENDLY

AirGroup is pleased to confirm our ongoing commitment to the fight against global warming, through the research, development and manufacture of environmentally friendly products.



AIRGROUP AUSTRALIA

28 - 30 Division Street, Welshpool,
Western Australia 6106

Telephone: **(08) 9350 2200**

Facsimile: (08) 9353 4225

Email: sales@airgroup.com.au

Website: www.airgroup.com.au

ABN 68 547 176 720

For further information, please contact your authorised Dealer

Your Authorised Dealer is:

